

[www.rajshriplastiwood.com](http://www.rajshriplastiwood.com)



# DESIGNS THAT INSPIRE

A wide collection of  
PVC and WPC doors

**Zegma**<sup>TM</sup>  
RETAIL BRAND OF RAJSHRI



**Rajshri Plastiwood**<sup>®</sup>  
(Division of Rajshri Productions (P) Ltd.)

*An ISO Certified Company - ISO 9001-2015*


# Rajshri Plastiwood Crafted PVC Door

30mm thick "RAJSHRI BRAND CRAFTED PVC DOOR" and PVC Flush Doors are a unique substitute of wooden flush doors.

4.5 mm Plain/ Prelam or Crafted PVC sheet is pasted on both side of 20mm thick multi-chamber hollow PVC profile, using solvent cement adhesive. For structural strength the panel is reinforced with 19mm x 19mm MS tubular welded frame. The edges are thin lipped with

13.5 mm thick PVC sheet batons using solvent cement adhesive.

This construction ensures that doors have unmatched screw holding strength & dimensional stability. Doors are having some more substitute to infill to solidify door inner core such as Hollow Tubular Particle core, Solid core flush door as well as solid particle.



Apple Wood

Golden Pine

Malaysian Wood

## SPECIFICATION :


- Thickness : 4.5 mm
- Height : 84", 81", 78"
- Width : 36", 33", 30"
- Colour : Golden Pine, Cherry, Apple Wood, Malaysian Wood, Jungle Wood, American White



Triton



Orion



Ventura



Vega




Berna



Omega




Fortuna



Hydra




# Rajshri Plastiwood Crafted PVC Door



Electra




Aurora




Gemma




Pegasus




Pavo



Canopus



Vesta




Polaris

# Rajshri Plastiwood Moulded PVC Door

30mm - 35mm thick "RAJSHRI BRAND MOULDED PVC DOOR" fabricated with reinforcement of welded 19mmx19mm square M.S. tube of 19 gauge with infill hollow profile pasted with 4.5mm thick Moulded Plain / Prelam PVC Sheet on one side & 4.5mm Plain / Prelam PVC sheet on other side with solvent Cement & Cynocrylate Adhesive. These doors are manufactured to the highest standard and warrant them to perform over time. This performance translates into extra longevity, extra security

and extra home owner satisfaction. "RAJSHRI" offers 16 attractive designs of Moulded Doors that compliments the design & decor of your house. "RAJSHRI" Moulded Doors are default choice for any beautiful home today. Our designs are contemporary & aesthetically appealing.

Doors are having some more substitute to infill to solidify door inner core such as Hollow Tubular Particle core, Solid core flush door as well as solid particle.



Heavenly Uranu




Giant Jupiter




Darting Comet




Filling Meteor




Hot Venus



Bright Moon



ICE Neptune




Fiery Vulcano



# Rajshri Plastiwood Moulded PVC Door

## SPECIFICATION :

- Thickness : 4.5 mm
- Height : 84", 81", 78", 75", 72"
- Width : 36", 33", 30", 27", 24"
- Colour : Golden Pine, Cherry, Malaysian Wood, Apple Wood, Jungle Wood, American White



Tiny Pluto



Ringed Satur




Red Mars




Shining Star




Elliptical Galaxy



Rising Sun



Electric Mercu





Blue Sky

# Rajshri Plastiwood Engrave PVC Door

30mm-35mm thick "RAJSHRI BRAND ENGRAVED PVC DOOR" with welded 19mmx19mm square M.S. tube of 19 guage with infill hollow PVC profile pasted with "RAJSHRI" 4.5mm thick Plain/ Prelam Engrave PVC sheet on one side & 4.5mm Plain/ Prelam PVC sheet on other side with solvent Cement & Cynoacrylate Adhesive. These doors are manufactured to the highest standard and warrant them to perform over time. This performance translate into extra

security, extra longevity and extra home owner satisfaction. "RAJSHRI" offers 16 attractive designs of Engrave doors that compliments the design & decor of your house. "RAJSHRI" Engrave doors are default choice for any beautiful home today. Our designs are contemporary & aesthetically appealing.

Doors are having some more substitute to infill to solidify door inner core such as Hollow Tubular Particle core, Solid core flush door as well as solid particle.



Moonga



Panna




Gomadh




Peridot




Manik



Jamunia



Beruj




Firoza



# Rajshri Plastiwood Engrave PVC Door

## SPECIFICATION :

- Thickness : 4.5 mm
- Height : 84", 81", 78", 75", 72"
- Width : 36", 33", 30", 27", 24"
- Colour : Golden Pine, Cherry, Malaysian Wood, Apple Wood, Jungle Wood, American White




Jungle Wood

Cherry

American White



Pukhraj




Opal




Neelam




Heera




Godanti



Sunela



Moti




Onyx

# Rajshri Plastiwood Embossed PVC Door

30mm-35mm thick "RAJSHRI BRAND EMBOSSED PANEL PVC DOOR" made with 4.5mm thick plain/ prelam embossed panel stick together at center with suitable adhesive PVC solvent cement and cyanoacrylate adhesive with welded M. S. square tube frame of 19mm x 19mm all around. After giving M. S

frame remaining space is filled with PVC batons or solid PVC sheet at all four edges to make it sturdy.

Doors are having some more substitute to infill to solidify door inner core such as Hollow Tubular Particle core, Solid core flush door as well as solid particle.



Jungle Wood

Cherry

American White

## SPECIFICATION :

- Thickness : 4.5 mm
- Height : 84", 81", 78"
- Width : 36", 33", 30"
- Colour : Golden Pine, Cherry, Malaysian Wood, Apple Wood, Jungle Wood, American White



DE-1




DE-2



DE-3




DE-4




DE-5



# Rajshri Plastiwood Embossed PVC Door



DE-6




DE-7




DE-8



DE-9



DE-10



DE-11




DE-12

# Rajshri Plastiwood Solid WPC Door


Solid WPC Door serves as complete substitute to Wooden Doors, Flush Doors as well as FRP Doors.

There are certain reasons to use WPC DOOR :

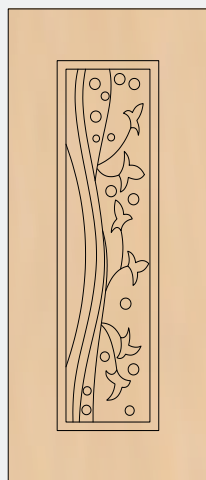
- Long service life and nice appearance
- Manufactured with certain proportion of auxiliary material
- Moisture & Termite resistance
- Variety of appearance with reasonable cost
- Strength of high cavity structure design




RWP-01



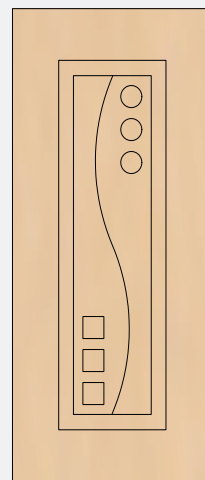
RWP-02



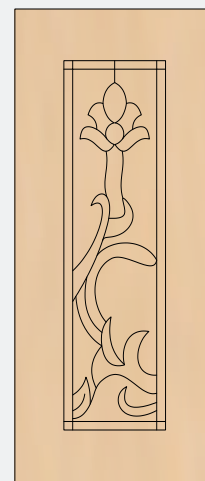
RWP-03



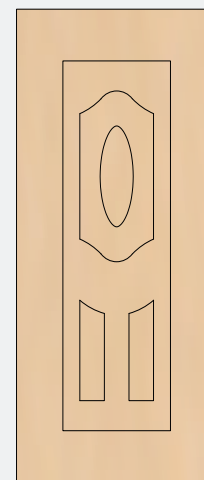
RWP-04



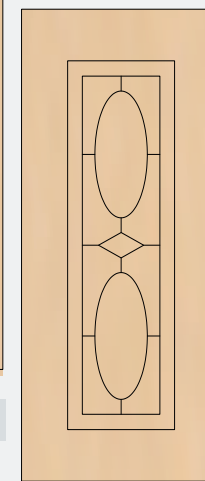
RWP-05



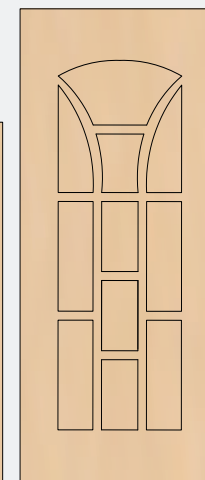
RWP-06



RWP-07



RWP-08



RWP-09



# Rajshri Plastiwood Solid WPC Door

## AVAILABLE SIZE

Maximum Available Size : 7.5'x3.5'  
Minimum Available Size : 6'x2'

## AVAILABLE THICKNESS

24, 25, 28, 30 & 35 (in MM)

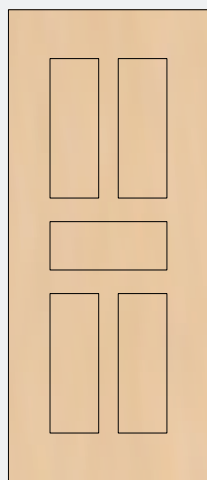
## AVAILABLE DESIGN

Engraved & Enrouted, as shown in catalogue,  
and can be customized as per demand.

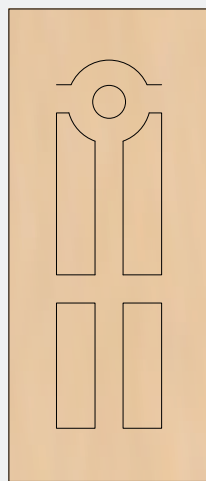
## AVAILABLE COLOUR

Natural Wood, Dark Brown &  
Spray Painted (as given)

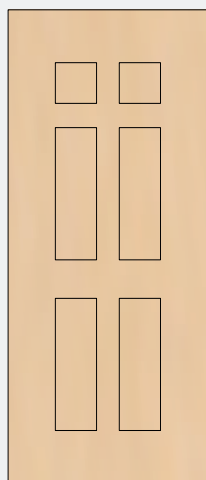
## SPRAY PAINTED COLOR RANGE



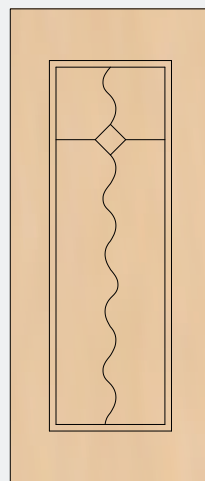
RWP-10



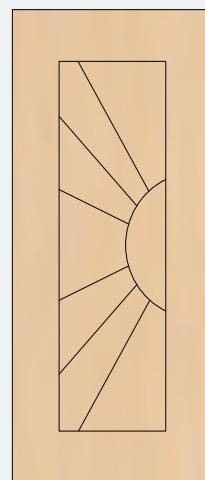
RWP-11



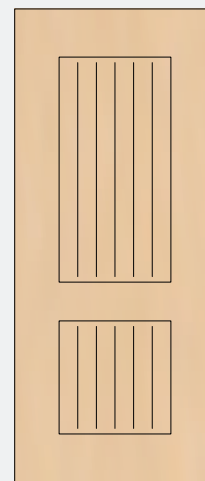
RWP-12



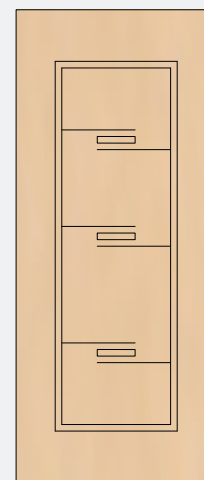
RWP-13



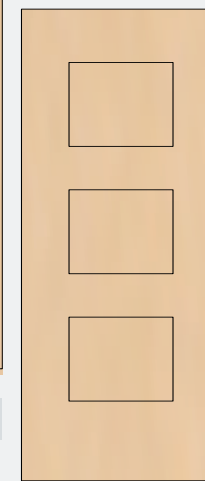
RWP-14




RWP-15



RWP-16



RWP-17



RWP-18



Termite Proof & Borer Proof



Water & Moisture Proof



Maintenance Free



High Screw & Nail Holding Capacity



Flame Retardant



Easy To Install



RETAIL BRAND OF RAJSHRI



**Rajshri Plastiwood**<sup>®</sup>  
(Division of Rajshri Productions (P) Ltd.)

An ISO Certified Company - ISO 9001-2015



**Works & Office : Plot No. 100, Sector 2, Industrial Area, Pithampur, Dist. Dhar (M.P.)**

**Mo. No. - 9981641780, (Marketing) 9977110140, 9109990300**

**Email : [info@rajshriplastiwood.com](mailto:info@rajshriplastiwood.com), [rajshriplastiwood@gmail.com](mailto:rajshriplastiwood@gmail.com), [rajplastmarketing@gmail.com](mailto:rajplastmarketing@gmail.com)**

**Web.: [www.rajshriplastiwood.com](http://www.rajshriplastiwood.com)**